

OUR WOOD
WINDOWS AND DOORS
THE ART OF REFINEMENT





MARTIN WINDOWS AND DOORS

A passionate and professional team



At Martin, we are fully aware that, choosing windows and doors, is for you a very important decision. Guided by an innovative spirit, from the design to the finished product, our team of qualified specialists rigorously studies every aspect of how our products are manufactured. Be assured that the quality of our products is exceptional.

Martin's quality standards

- ◆ Unique design
- ◆ Refined high quality finish
- ◆ Heavy duty windows, secure and easy to install
- ◆ Superior insulation designed for our climate
- ◆ Efficient weather stripping system ensures air and water tightness
- ◆ All of our products meet high energy efficiency standards, providing comfort and energy savings
- ◆ Many of our products are qualified ENERGY STAR®
- ◆ Quality, professional and personalized service
- ◆ Environmental policy «EnviroMartin»



TABLE OF CONTENTS

Tradition Windows - Casement and Awning	4-5
Tradition Windows – Single hung – Double hung	6-7
Heritage Ancestral Windows	8-9
Ancestral Wood Doors	10-11
Prestige Wood Doors	12-15
Dynasty Wood Doors	16
Wood screen Doors	17
Prestige Wood Lift and Slide Doors	18-19
Architectural Windows	20
Options	21-22
Our wood stains	23

TRADITION WINDOWS

CASEMENT AND AWNING

Elegance, performance and exceptional solidity


Features

- ◆ Solid 4 9/16 inch (116 mm) finger-jointed top-quality pine frame.
Optional : Clear pine or cedar
- ◆ 1 3/4 inch Ponderosa clear pine sash with drainage groove
Optional : Cedar
- ◆ Compression and flexible weather stripping system provides superior protection against water and air infiltrations
- ◆ Sealed glass units with a 5/8 inch (16mm) air space and a warm-edge spacer
- ◆ Fiberglass screen with enameled aluminum frame
Standard colour: Coppertone
- ◆ Superior quality security lock and opening mechanism
- ◆ Highly efficient windowsill combined with an air decompression chamber and a sloped sill



Awning Windows

Offering the same features as our casement windows, without any doubt, our awning windows offer an excellent ventilation even on rainy days






Options

- ◆ A choice of many exterior finishing mouldings
- ◆ Energy efficient glass units
- ◆ Many choices of grilles
- ◆ Multipoint lock
- ◆ Extruded aluminum cladding
- ◆ A wide range of aluminum colours
- ◆ White primed wood
- ◆ High quality stain colours (15)



Hardware Colours



Performance tests

Conforms to standard CSA/CANA440-90

NATURAL WOOD AND EXTRUDED ALUMINUM CLADDED WOOD

RESISTANCE TO



Multipoint

Easily activated by a high quality entry handle and a 3 points latch for greater security and energy efficiency



TRADITION WINDOWS

SINGLE HUNG-DOUBLE HUNG

Refined elegance, energy efficient and easy to operate

Features

- ◆ Solid 4 9/16 inch (116 mm) finger-jointed top-quality pine frame
Optional : Clear pine
- ◆ 1 3/4 inch Ponderosa clear pine sash with drainage groove
- ◆ Compression and flexible weatherstripping system provides superior protection against water and air infiltrations
- ◆ Sealed glass units with a 5/8 inch (16mm) air space and a warm-edge spacer bar
- ◆ Fiberglass screen with enameled aluminum frame
- ◆ Superior quality security lock and opening mechanism
Standard colour : Coppertone
- ◆ Highly efficient windowsill combined with an air decompression chamber and a sloped sill

Options

- ◆ A choice of many exterior finishing mouldings
- ◆ Energy efficient glass units
- ◆ Many choices of grilles
- ◆ Multipoint lock
- ◆ Extruded aluminum cladding
- ◆ A wide range of aluminum colours
- ◆ White primed wood
- ◆ High quality stain colours (15)

Hardware

Available colours

Standard
colours



WHITE




COPPERTONE

Optional
colours



BRONZE



DARK BRONZE





Single hung

Double hung

- ◆ Single tilt sash
- ◆ Half screen
- ◆ Tan coloured sliding system with adjustable-tension spiral balance system

- ◆ Double tilt sashes
- ◆ Full size screen
- ◆ Sliding system with cord - counter balance system



Performance tests

Conforms to standard CSA/CANA440-90

NATURAL WOOD AND EXTRUDED ALUMINUM CLADDED WOOD

RESISTANCE TO	SINGLE HUNG		DOUBLE HUNG	
		MAXIMUM 100 %		MAXIMUM 100 %
Air infiltration	A3	<div><div></div></div>	A3	<div><div></div></div>
Water infiltration	B5	<div><div></div></div>	B7	<div><div></div></div>
Windload	C4	<div><div></div></div>	C4	<div><div></div></div>
Breaking and entering	F20	<div><div></div></div>	F20	<div><div></div></div>

HERITAGE WINDOWS ANCESTRAL

Classic charm, contemporary performance

Features

- ◆ Solid 5 1/2 inch top-quality clear pine frame
- ◆ Up to 7 1/2 inch exterior extension available
- ◆ 1 3/4 inch Ponderosa clear pine sash, mortise and tenon construction and assembly dowels
- ◆ Overlap sashes, providing superior air and water tightness
- ◆ Compression and flexible weather stripping system provides superior protection against water and air infiltrations
- ◆ 5/8 inch (16mm) air space with a warm-edge spacer
- ◆ Fiberglass screen with enameled aluminum frame
- ◆ Superior quality, ancestral style hardware. Standard colour: Black
- ◆ Highly efficient windowsill, a combination of an air decompression chamber and a 10° sloped sill

Decorative Corners

(optional)

Decorative corners (in the screen)
gives your windows a unique design

NOTE

Available with a natural
wood screen only



Options

- ◆ A choice of many exterior finishing mouldings
- ◆ Energy efficient glass units
- ◆ Many choices of grilles
- ◆ Extruded aluminum cladding
- ◆ A wide range of aluminum colours
- ◆ White primed wood
- ◆ High quality stain colours (15)
- ◆ Designed wood screen with decorative corners

Hardware colours

An ancestral style with an efficient and easy to use mechanism

STANDARD COLOURS

Black



OPTIONAL COLOURS

Pewter



Antique Brass



Polished Brass



Performance tests

Conforms to standard CSA/CANA440-90

NATURAL WOOD



AND EXTRUDED ALUMINUM CLAD WOOD



RESISTANCE TO

Air infiltration
Water infiltration
Windload
Breaking and entering

A3 A3
B7 B6
C3 C3
F20 F20



ANCESTRAL WOOD DOORS

Yesteryear's charm and elegance
with today's comfort and performance

Features

- ◆ A strong 6 5/8 inch screw assembly jointed-pine frame
- ◆ Frame thickness of 1 1/16 inch reinforced by a doorstop
- ◆ Compression weather-stripping system
- ◆ 2 1/4 inch thick laminated solid ponderosa pine door panel with protective sealant
- ◆ Door panel assembled and strengthened with 5/8 x 4 inch dowels
- ◆ High performance champagne coloured doorsill
- ◆ 7/8 inch air-tight sealed glass with an insulating spacer bar
- ◆ Superior quality ancestral style hardware. Standard colour : black

Optional authentic raised panels

Our raised panels:
another distinction from Martin

Options

- ◆ Wide choice of exterior finishing moldings
- ◆ Energy efficient glass units
- ◆ Many choices of grilles
- ◆ Extruded aluminum cladding
- ◆ A wide range of aluminum colours
- ◆ High quality stain colours (15)
- ◆ White primed wood
- ◆ Decorative raised panels
- ◆ Choice of hardware colours
- ◆ Hinged screen door

Flush bolt

Flush bolt and lock
on the semi-active door



Optional

Assorted colour screen door
with aluminum extrusion frame



PRESTIGE WOOD DOORS

Efficiency and refinement in all details

Features

- ◆ Solid, 6 5/8 inch screw assembly finger-jointed pine frame
- ◆ 1 1/16 inch thick frame reinforced by a doorstop
- ◆ Compression system weatherstripping (tan coloured)
- ◆ 2 1/4 inch thick laminated solid Ponderosa clear pine door panel with a protective sealant
- ◆ Panels assembled and strengthened with 5/8 x 4 inch dowels
- ◆ High-performance, champagne-coloured doorsill
- ◆ 7/8 inch thermal glass unit with warm-edge spacer
- ◆ Multipoint locking system activated by a high quality door handle, (Capri and Allegro models) standard with our Prestige door line
- ◆ Standard Deluxe ball-bearing hinges

Authentic raised panels

Our raised panels : another distinction from Martin

Doorsill

Efficiency for peace of mind

Durable, clad with champagne-colored, anodized extruded aluminum

High resistance to strong winds:
up to 260 Kilopascal (kPa)





Martin SECURE-PLUS System

The 3-point multipoint lock system provides added security

(standard on our wood doors)

- ◆ Increased energy efficiency
- ◆ Exceptional air and water tightness
- ◆ Superior security
- ◆ Easily activated by a high quality entry handle, available in two different models (Capri and Allegro style). Five finishes available



Capri



Allegro



Hinges

Top quality ball-bearing hinges
(standard on our wood doors)



Available in 5 finishes


Brass

Antique brass

Pewter

Satin chrome

Dark bronze



OUR WOOD DOORS

Warmth and irresistible charm

Terrace doors

There are multiple possibilities to choose from, with a wide choice of panels and options


Create a distinctive style to your door by adding different shaped transoms



Terrace doors

PTB20	PTB21	PTB22	PTB24
1 operating	1 operating	2 operating	2 operating
		1 active door	1 active door
		1 semi-fixed door	1 semi-fixed door
Without screen	With screen	With screen	Without screen
Fixed astragal	Fixed astragal		
Multipoint Lock system	Multipoint Lock system	Multipoint Lock system	Multipoint Lock system

Wood doors and sidelite models



* Available in natural wood only

Openings for single doors



Door dimensions

Panel widths	<div> <div>16 1/8</div> <div>16 1/8</div> <div>6 1/8</div> </div>				
	CB1	CB2	CB3	CB4	CB7
32"	34 1/8 x 82 3/4	50 1/4 x 82 3/4	66 3/8 x 82 3/4	66 7/8 x 82 3/4	99 5/8 x 82 3/4
34"	36 1/8 x 82 3/4	52 1/4 x 82 3/4	68 3/8 x 82 3/4	70 7/8 x 82 3/4	105 5/8 x 82 3/4
36"	38 1/8 x 82 3/4	54 1/4 x 82 3/4	70 3/8 x 82 3/4	74 7/8 x 82 3/4	111 5/8 x 82 3/4

THE DYNASTY WOOD DOOR

The art of refinement

Suggested door models



Available in natural only

Not available with extruded aluminium cladding

* Available in 36 and 42 inches wide

THE WOOD SCREEN DOORS

Option available with Prestige Wood Doors

Features

- ◆ 1 3/4 inch thick wood screen door
- ◆ High quality handle
- ◆ Ball bearing hinges
- ◆ 4 models available

Options

- ◆ Decorative arabesques
- ◆ Choice of hardware colours



Decorative arabesques
(in option)

4 models available



Available in natural wood (only)



PRESTIGE WOOD LIFT AND SLIDE DOORS

The beauty and richness of our lift and slide patio doors

Features

- ◆ Solid 6 5/8 inch screw assembly finger-jointed pine frame
- ◆ 1 1/16 inch thick frame
- ◆ Sliding, compression weatherstripping system
- ◆ 2 1/4 inch thick, laminated solid Ponderosa clear pine door panels with a protective sealant
- ◆ Panels assembled and strengthened with 5/8 X 4 inch dowels
- ◆ High performance, champagne-coloured doorsill
- ◆ Multipoint hardware system activated high quality dark brown or optional silver handle



OPTIONAL

Our raised panels: another distinction from Martin



Options

- ◆ A choice of many exterior finishing mouldings
- ◆ Energy efficient glass units
- ◆ Many choices of grilles
- ◆ Extruded aluminum cladding
- ◆ A wide range of aluminum colours
- ◆ White primed wood
- ◆ High quality stain colours (15)

Innovative mechanism

Unique lift and slide operating and closing mechanism

Placing handle in downward position

activates the rollers on bearings system that lifts the sliding panel and ensures a smooth and easy sliding door

Placing handle in upward position

activates the system to reposition the sliding panel on the sill, compressing the weatherstripping to provide superior air and water tightness

For a superior comfort, the sealed glass units and door frames guarantee a high thermal value






THE ARCHITECTURAL WINDOW

A personalized touch adding style and elegance



You can personalize your home by making combinations of architectural shapes such as: half-circles, ellipses, rounded arches, triangles, octagons, trapezoids, etc. to your windows and doors

These windows can be manufactured alone or with other types of windows, such as: casement, awning, single or double hung or transoms



For sturdiness and security, all shapes and / or dimensions must be approved by our technical department

OPTIONS

Mullions and grilles

Wood mullions

For a distinctive style and a special design, add wood or aluminum mullion (SDL) on the interior and/or exterior side of your sealed units

Models

- ◆ 7/8 and 1 9/16 inch natural wood
- ◆ 7/8 and 1 9/16 inch extruded aluminum

Grilles

Personalize your windows and doors with a variety of models and colours of interior grilles (in your sealed units)

Models

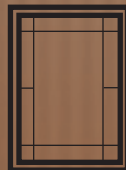
- ◆ **Rectangular** :
 - 5/8 inch : White, Ivory, Brown, Pewter
 - 1 inch : White
- ◆ **Georgian** :
 - 5/8 inch : White, Ivory, Brown, Sand, Pewter, Brass
 - 1 inch : White
- ◆ **Tubular** : White, Brass, Pewter, Grey, Black

Styles

Regular



Prairie



Fractional



Fractional



OPTIONS




Energy efficiency

We offer the possibility of maximizing the energy efficiency of your windows by adding the high performance Low-E Argon gas option and a warm edge spacer bar. Many of our products are qualified ENERGY STAR®

Advantages

- ◆ Reduces heat loss during winter
- ◆ Helps your home stay cooler in summer
- ◆ 5 % to 15 % savings on heating and air conditioning
- ◆ Helps slow the fading of draperies, carpets and other materials
- ◆ Helps keep the humidity rate stable
- ◆ Reduces condensation on sealed units



Quality of our extruded aluminum claddings

Superior luster and strength

Our extruded aluminum cladded windows are definitely the ultimate choice. Aesthetic and reliable, they combine the strength of the exterior cladding with the warmth of natural wood interior. The thickness of our extruded aluminum is superior to the aluminum sheeting offered on the market. Our extrusions are painted after the moulding process then baked in our oven which ensures the most resistant quality finish.

Paint

Our doors are factory painted using a controlled process. We use a high quality acrylic polyurethane paint which offers superior resistance and luster

14 Optional colours

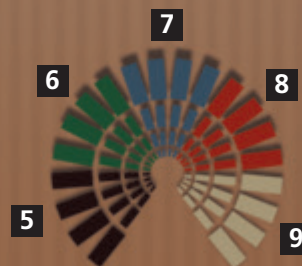
1 - Commercial brown
6 - Forest green
11 - Hazelnut

2 - Sandlewood
7 - Blue
12 - Red cedar

3 - Ivory
8 - Cranberry
13 - Dark oak

4 - White
9 - Antique beige
14 - Light oak

5 - Black
10 - Mahogany



Other colours available upon request

Actual cladding colours may differ slightly due to printing techniques and lighting

Our wood stains

Offered, in option, for our wood windows and doors


Harmonize your windows and doors with our high quality stain colours (15)

Factory applied , our high quality stains are designed for interior and exterior

In addition, the work of our experienced team ensures a professional quality finish.

STAIN COLOUR CHART (15)

T1 – Golden maple



T4 – Coffee bean



T7 – Red mahogany (3420)



T10 – Faded wood (4)



T13 – Walnut (70)



T2 – Pine cone



T5 – Golden harvest (16)



T8 – Black walnut (3450)



T11 – Portobello (28)




T14 – Chocolate (57)



T3 – Amaranth wood



T6 – Espresso (17)



T9 – Golden brown



T12 – Teak (34)



T15 – Red oak (73)



NOTE

Martin reserves the right to modify its products

Martin also reserves the right to add or remove certain products and/or options

Our wood products are made from high graded quality pine. Finished stain colours may vary depending on the woods colour, hardness and grain

The actual colour chart may differ slightly due to the printing techniques and lighting
We suggest you see our distributors for wood stained samples

Our stain colour samples are applied on pine



MARTIN WINDOWS AND DOORS
L. MARTIN (1984) INC.

205 chemin Fraserville – C.P. 1346
Rivière-du-Loup, (Québec / Canada) G5R 4L9

Telephone: (418) 867-3222

Toll free: 1-800-463-1230

Fax: (418) 867-3223

www.windowmartin.com

– AUTHORIZED DISTRIBUTOR –